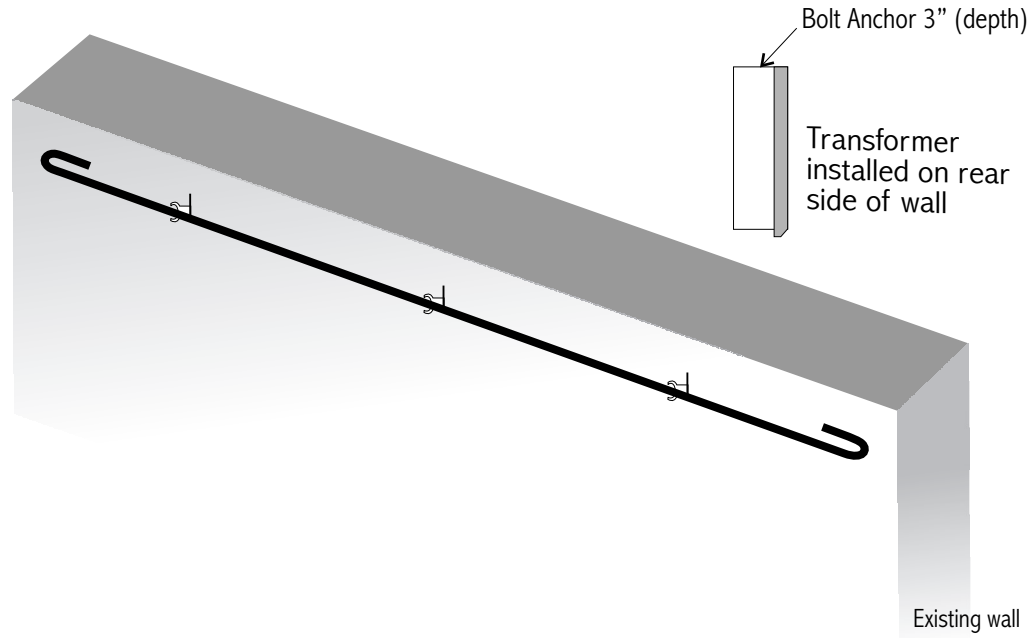
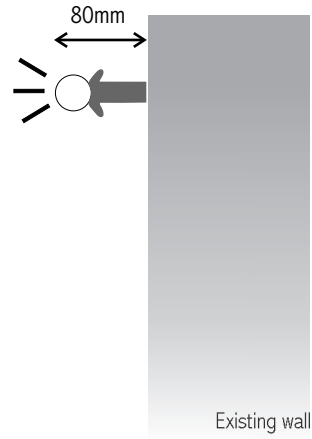


Cross section plan



TYPICAL INSTALLATION METHOD

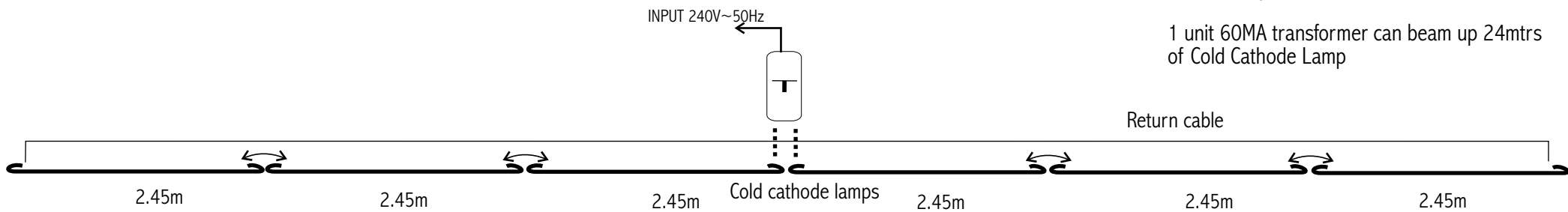
- Silicone cable in PVC conduit
- Return cable (double insulated 1.5MM)
- ↔ Looping between tubes (silicone cable)
- 20mm dia masonlite lamps
- ⌋ PVC 20mm support with fastening wire 60mm ht
- ⌋ 60MA S.I.E.T Transformer

Always handle the lamps with great care. The "U" bend areas are particularly VERY sensitive.

Keep HT cables as short as possible, tubes and transformers should be 25mm away from metal or other conductive materials.

Maintain a gap of 12MM (1/2 inch) between lamps

1 unit 60MA transformer can beam up 24mtrs of Cold Cathode Lamp



**TIME Luminaries
dn bhd**
#01-1B, Jln Hilir 1, Tmn Angsana Hilir
55100 Kuala Lumpur Malaysia
Tel : 603-92829096 Fax : 603-92825875
<http://www.neon-lighting.com>

Installation for Outdoor Cold Cathode Luminaries

Accessories : 60ma S.I.E.T (Italy) transformer (3.6 Amp) with HT cable
PVC tube supports, silicone safety caps & double insulated return cable.

Lamp size : 20mm dia masonlite brilliant blue